



hosseven

Heating legacies, shaping futures

www.hosseven.com.tr




About Us

Since 1962, Hoşseven has been warming homes near and far. Founded by Nahit Hoşseven, our team of over 300 dedicated experts operates from a massive 20,000 square meter site in Bursa, Turkey. We're not just about heating systems anymore! We also craft high-quality cast iron cookware under the HOSSE brand, offering a complete solution for cozy homes and delicious meals.

Quality is our passion. Every product, from classic solid fuel and oven stoves to modern central heating systems, pellet stoves, and natural gas heaters, is meticulously crafted in our state-of-the-art foundry and manufacturing facilities. We use cutting-edge technology like laser cutting and robot welding to ensure consistent excellence. And thanks to our commitment to research and development, computer-aided design, and rigorous testing, we've solidified our position as an industry leader.

We don't just heat Turkey, we heat the world! Through our robust network of dealers and service points, we've cultivated a loyal customer base across over 30+ countries worldwide. Our unwavering commitment to quality, timely delivery, competitive pricing, and exceptional after-sales service fuels our rapid international expansion, both under the Hoşseven brand and as an OEM supplier.

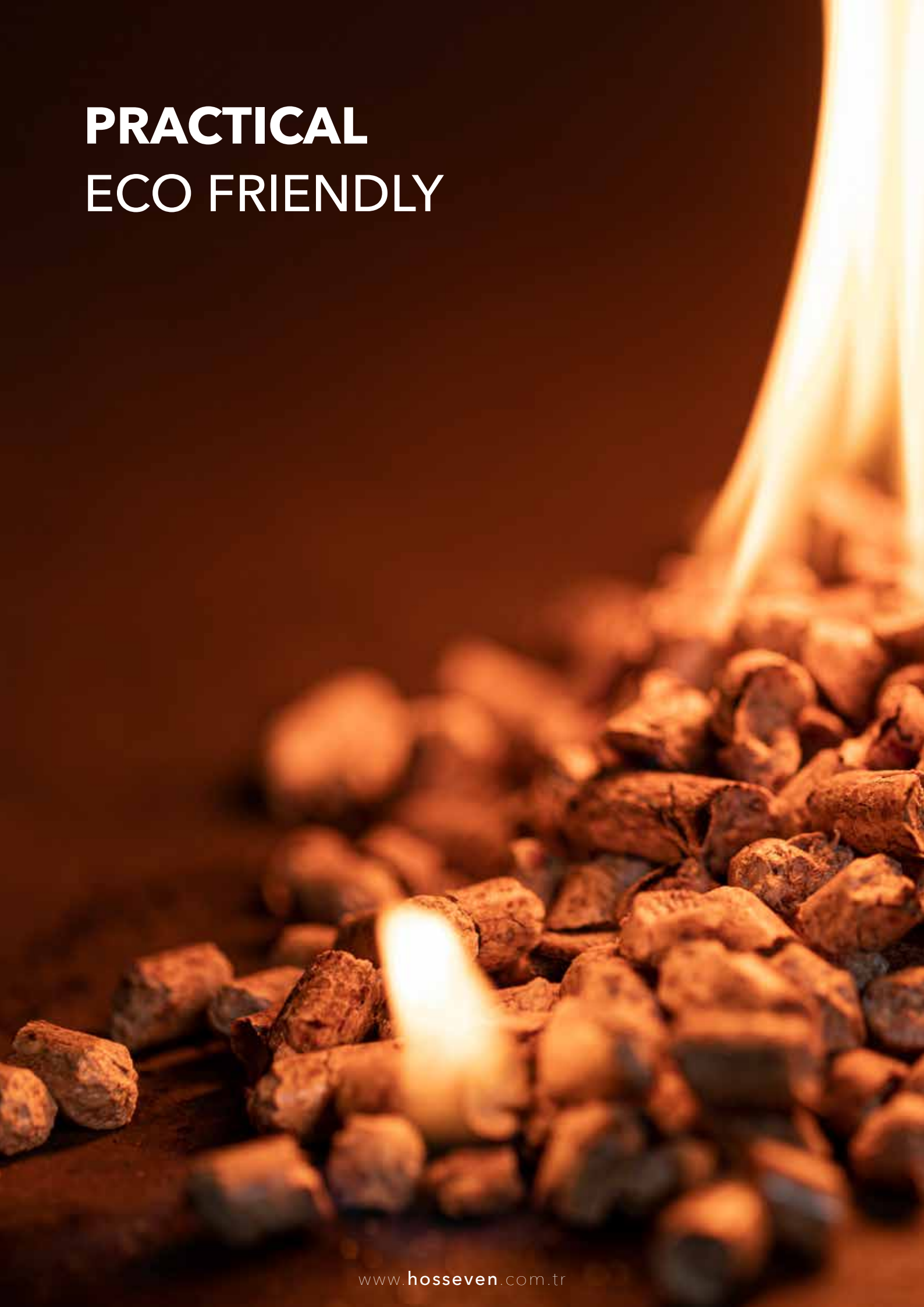
Investing in our people is key. We actively recruit and train technically skilled personnel, contributing to Turkey's vision of a strong manufacturing sector. As a frontrunner in the heating industry, we're known for our agility, adapting swiftly to evolving trends around the globe.



hosseven

Keeping the flames alive for
62 years

**PRACTICAL
ECO FRIENDLY**





PELLET
STOVE
Series



VIOLET



COLOUR *Choices*



Bordeaux



Anthracite



Beige



White








PELLET STOVE

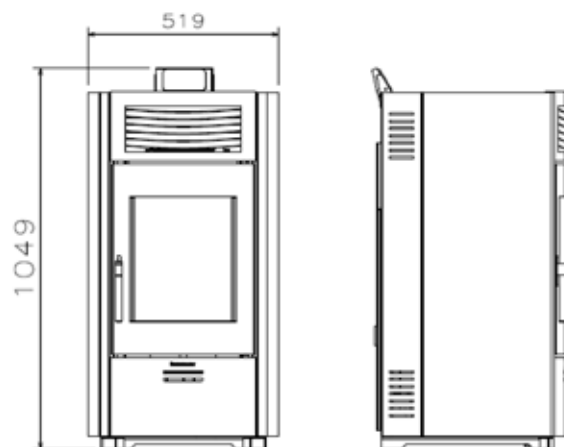
A+

CHARACTERISTIC Features



TECHNICAL DATA

Fuel	Nominal Heat Power	Efficiency	Flue Exit Pipe	Room Fan	Heat Resistant Glass	Max Heating Space
						
Pellet	6.57 kw	92.75 %	Ø80 mm	Yes		188 m ³



P10



COLOUR *Choices*



Bordeaux



Anthracite



Beige




White








PELLET STOVE

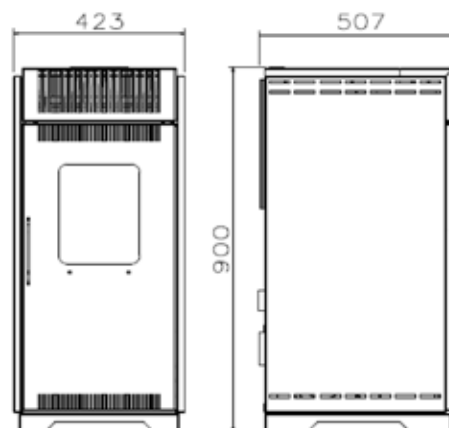
A+

CHARACTERISTIC Features



TECHNICAL DATA

Fuel	Nominal Heat Power	Efficiency	Flue Exit Pipe	Room Fan	Heat Resistant Glass	Max Heating Space
						
Pellet	10.06 kw	94.70 %	Ø80 mm	Yes		288 m ³



P13



COLOUR *Choices*



Bordeaux



Anthracite



Beige




White








PELLET STOVE

A+

CHARACTERISTIC Features



TECHNICAL DATA

Fuel	Nominal Heat Power	Efficiency	Flue Exit Pipe	Room Fan	Heat Resistant Glass	Max Heating Space
						
Pellet	13.16 kw	92.50 %	Ø80 mm	Yes		376 m ³



P15 HYDRO



COLOUR *Choices*



Bordeaux



Anthracite



Beige



White

PELLET STOVE

A+

CHARACTERISTIC Features

Programmable daily and weekly settings

Low emissions values

Automatic control system and ignition

Heating with radiators system

Glass cleaning system with fresh air



External room thermostat connection












5 different power levels

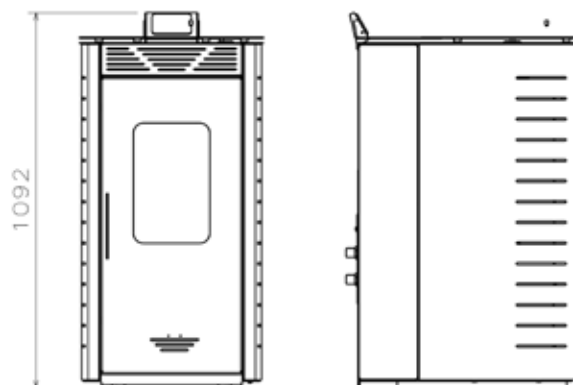
Expansion vessel, pump, thermostat are inside the stove

Installing inside area

Oval surfaces

TECHNICAL DATA

 Pellet	 Nominal Heat Power 15.01 kw	 Efficiency 91.57 %	 Flue Exit Pipe Ø80 mm	 Radiators Pipe Connection 1"	 Boiler Water Volume 25 lt	 Max Radiator 8 m	 Operation Water Pressure 1.5 bar	 Heat Resistant Glass	 Max Heating Space 429 m ³	 Room Fan No
---	---	--	---	--	---	---	--	---	--	---



Ecodesign

P20 / P25 HYDRO



COLOUR *Choices*



Bordeaux



Anthracite



Beige



White

PELLET STOVE

A+

CHARACTERISTIC Features

Programmable daily and weekly settings

Low emissions values

Automatic control system and ignition

Adjustable water and room temperature

Glass cleaning system with fresh air



External room thermostat connection

5 different power levels

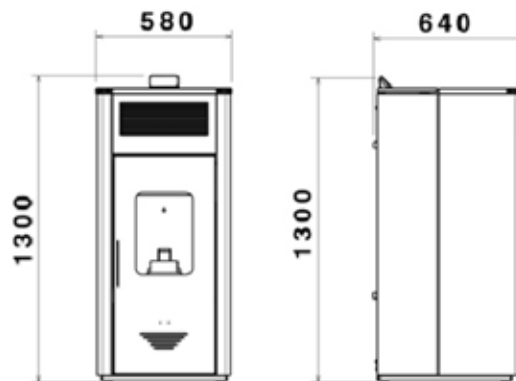
Expansion vessel, pump, thermostat are inside the stove

Installing inside area

Heating with radiators system

TECHNICAL DATA

	Fuel	Nominal Heat Power	Efficiency	Flue Exit Pipe	Room Fan	Radiators Pipe Connection	Boiler Water Volume	Max Radiator	Operation Water Pressure	Max Heating Space	Heat Resistant Glass
P20	Pellet	19.79 kw	93.01 %	Ø80 mm	Opt.	1"	27 lt	12 m	1.5 bar	565 m ³	
P25	Pellet	24.84 kw	92.74 %	Ø100 mm	Opt.	1"	29 lt	14 m	1.5 bar	710 m ³	



PK25 HYDRO



COLOUR *Choices*



Bordeaux



Anthracite



Beige

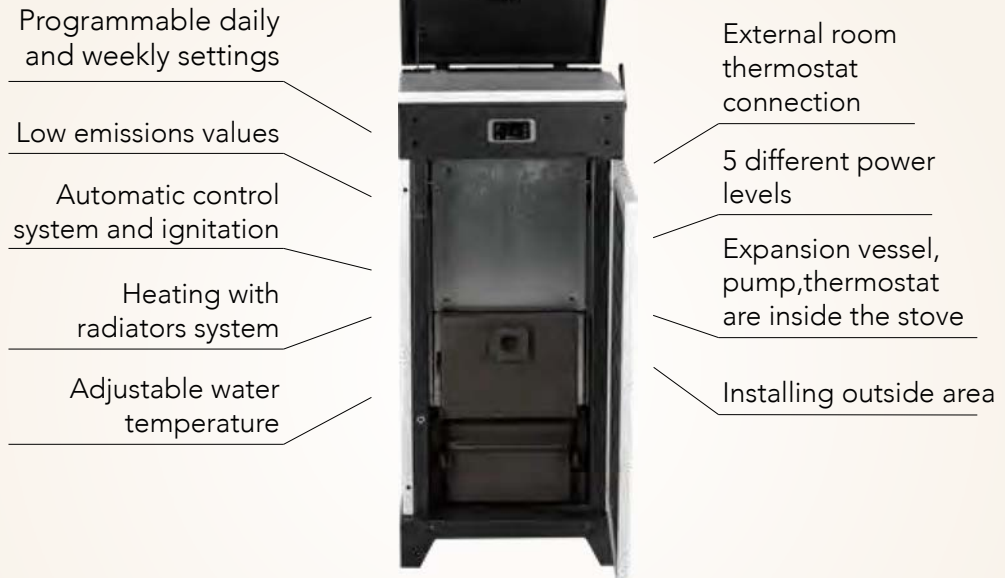


White

A+

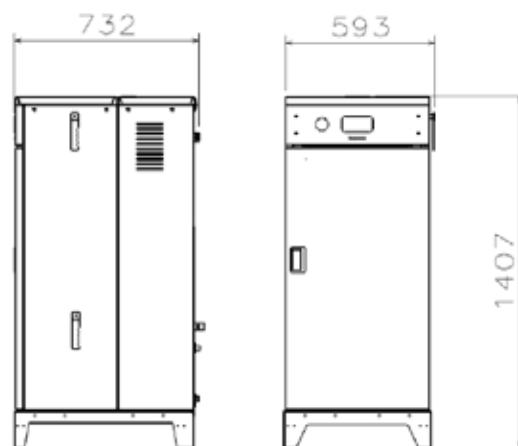
PELLET STOVE

CHARACTERISTIC Features



TECHNICAL DATA

Fuel Pellet	Nominal Heat Power 21.9 kw	Efficiency 88.5 %	Flue Exit Pipe Ø100 mm	Room Fan No	Radiators Pipe Connection 1"	Boiler Water Volume 33 lt	Max Radiator 14 m	Operation Water Pressure 1.5 bar	Max Heating Space 626 m ³
--------------------	-----------------------------------	--------------------------	-------------------------------	--------------------	-------------------------------------	----------------------------------	--------------------------	---	---



Ecodesign



**POWERFUL
FUNCTIONAL**



**CENTRAL
HEATING
WOOD
STOVE**

Series



VERA



COLOUR *Choices*



Bordeaux



Anthracite



Beige

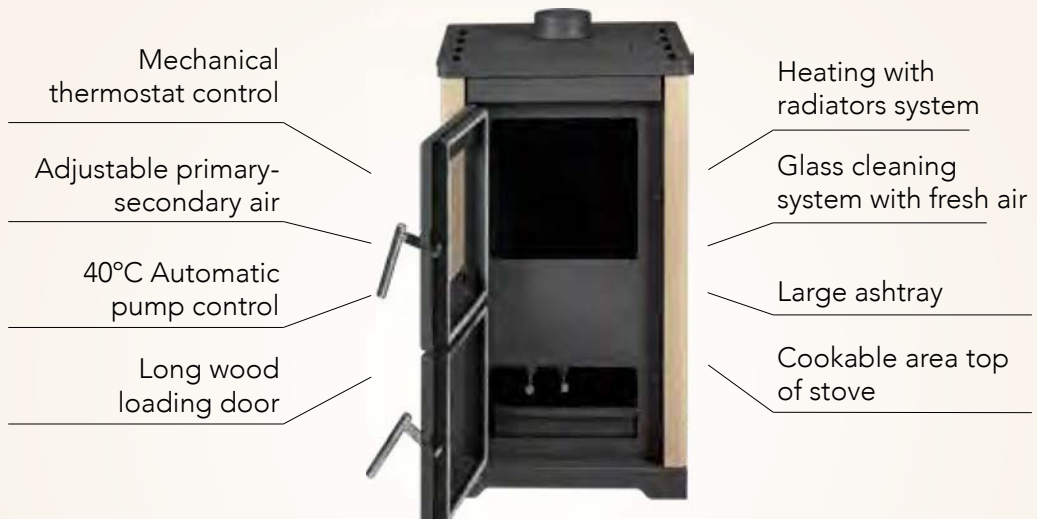


White











CENTRAL HEATING WOOD STOVE

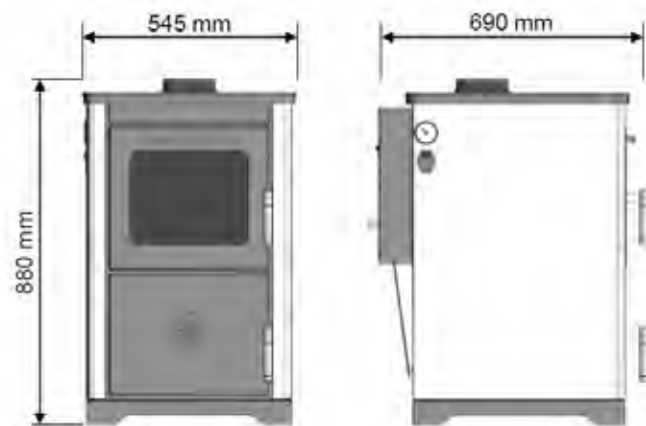
A+

CHARACTERISTIC *Features*



TECHNICAL DATA

 Fuel Wood Log size 35 cm	 Nominal Heat Power 24.92 kw	 Efficiency 81,56 %	 Flue Exit Pipe Ø120 mm Ø130 mm Ø150 mm	 Radiators Pipe Connection 1"	 Boiler Water Volume 35 lt	 Max Radiator 10 m	 Operation Water Pressure Atmospheric	 Heat Resistant Glass	 Max Heating Space 713 m ³
--	--	--	---	--	---	--	--	---	--



VERA OVEN



COLOUR *Choices*



Bordeaux



Anthracite



Beige




White

CENTRAL HEATING WOOD STOVE

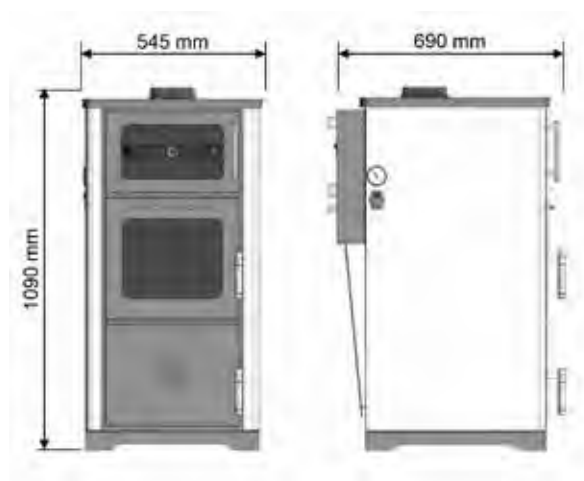
A+

CHARACTERISTIC *Features*



TECHNICAL DATA

<p>Fuel</p> <p>Wood Log size 35 cm</p>	<p>Nominal Heat Power</p> <p>24.92 kw</p>	<p>Efficiency</p> <p>81,56 %</p>	<p>Flue Exit Pipe</p> <p>Ø120 mm Ø130 mm Ø150 mm</p>	<p>Radiators Pipe Connection</p> <p>1"</p>	<p>Boiler Water Volume</p> <p>42 lt</p>	<p>Operation Water Pressure</p> <p>Athmospheric</p>	<p>Max Radiator</p> <p>10 m</p>	<p>Oven Dimensions</p> <p>345mm 170mm 355mm</p>	<p>Heat Resistant Glass</p>	<p>Max Heating Space</p> <p>713 m³</p>
--	---	----------------------------------	--	--	---	---	---------------------------------	---	-----------------------------	---



LOTUS HYDRO



COLOUR *Choices*



Bordeaux



Anthracite



Beige



White

CENTRAL HEATING WOOD STOVE

A

CHARACTERISTIC *Features*

Mechanical
thermostat control

Adjustable primary-
secondary air

40°C Automatic
pump control

Long wood
loading door



Large cooking
oven












Heating with
radiators system

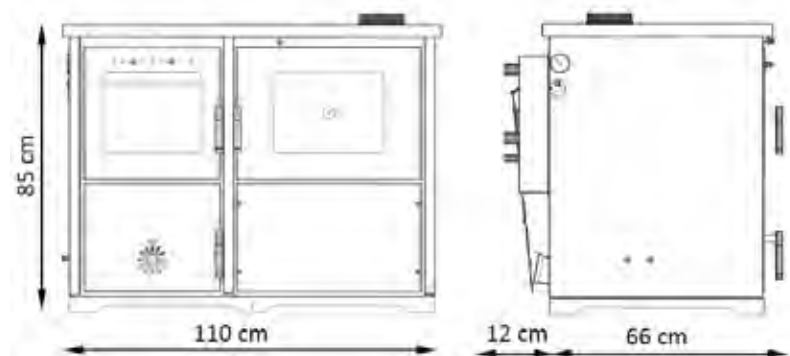
Glass cleaning
system with fresh air

Large ashtray

Cookable area
top of stove

TECHNICAL DATA

<p>Fuel</p>  <p>Wood Log size 35 cm</p>	<p>Nominal Heat Power</p>  <p>31.67 kw</p>	<p>Efficiency</p>  <p>77,23 %</p>	<p>Flue Exit Pipe</p>  <p>Ø120 mm Ø130 mm Ø150 mm</p>	<p>Radiators Pipe Connection</p>  <p>1"</p>	<p>Boiler Water Volume</p>  <p>40 lt</p>	<p>Operation Water Pressure</p>  <p>Atmospheric</p>	<p>Max Radiator</p>  <p>13 m</p>	<p>Oven Dimensions</p>  <p>435mm 290mm 505mm</p>	<p>Heat Resistant Glass</p> 	<p>Max Heating Space</p>  <p>887 m³</p>
--	---	--	--	--	---	---	---	---	---	---





MODERN AESTHETIC

WOOD
STOVE
Series

5010 OLYMPUS



WOOD STOVE

A

CHARACTERISTIC Features

Adjustable primary-secondary air

Cast iron grate

Wide view glass

Ash shaking handle for easy removal



Large ashtray

Cast iron combustion chamber

Glass cleaning system with fresh air

TECHNICAL DATA

Fuel



Wood
Log size
35 cm

Nominal Heat Power



7.78 kw

Efficiency



76.77 %

Flue Exit Pipe



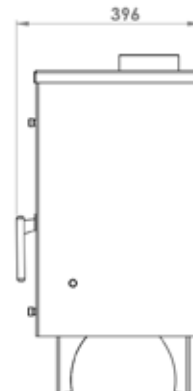
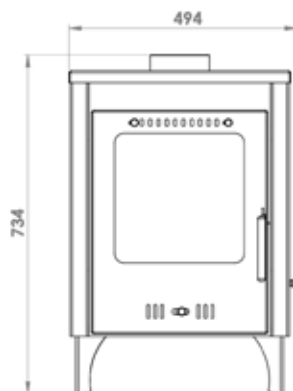
Ø120 mm
Ø130 mm
Ø150 mm

Max Heating Space



223 m³

Heat Resistant Glass



Ecodesign

5020 ASSOS









WOOD STOVE

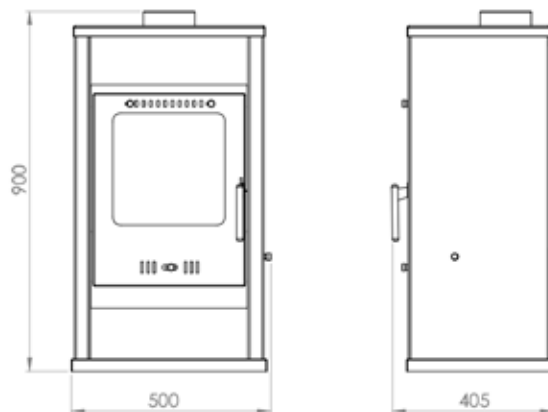
A

CHARACTERISTIC Features



TECHNICAL DATA

<p>Fuel</p>  <p>Wood Log size 35 cm</p>	<p>Nominal Heat Power</p>  <p>7.78 kw</p>	<p>Efficiency</p>  <p>76.77 %</p>	<p>Flue Exit Pipe</p>  <p>Ø120 mm Ø130 mm Ø150 mm</p>	<p>Max Heating Space</p>  <p>223 m³</p>	<p>Heat Resistant Glass</p> 
--	--	--	--	---	---



5025 TROY



WOOD STOVE

A

CHARACTERISTIC Features

Adjustable primary-secondary air

Cast iron grate

Wide view glass

Cooking oven

Ash shaking handle for easy removal










Large ashtray

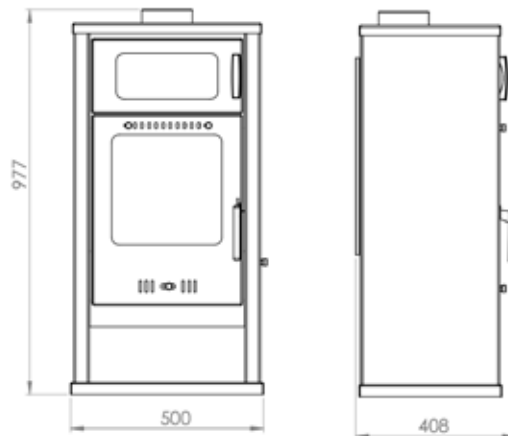
Cast iron combustion chamber

Glass cleaning system with fresh air

Log store

TECHNICAL DATA

<p>Fuel</p>  <p>Wood Log size 35 cm</p>	<p>Nominal Heat Power</p>  <p>7.79 kw</p>	<p>Efficiency</p>  <p>76.81 %</p>	<p>Flue Exit Pipe</p>  <p>Ø120 mm Ø130 mm Ø150 mm</p>	<p>Max Heating Space</p>  <p>223 m³</p>	<p>Oven Dimensions</p>  <p>335mm 160mm 320mm</p>	<p>Heat Resistant Glass</p> 
--	--	--	--	---	---	---



5055 DENICE



WOOD STOVE

A

CHARACTERISTIC Features

Adjustable primary-secondary air

Cast iron grate

Wide view glass

Ash shaking handle for easy removal



Large ashtray

Cast iron combustion chamber

Glass cleaning system with fresh air

Log store

TECHNICAL DATA

Fuel



Wood
Log size
35 cm

Nominal Heat Power



7.78 kw

Efficiency



76.77 %

Flue Exit Pipe



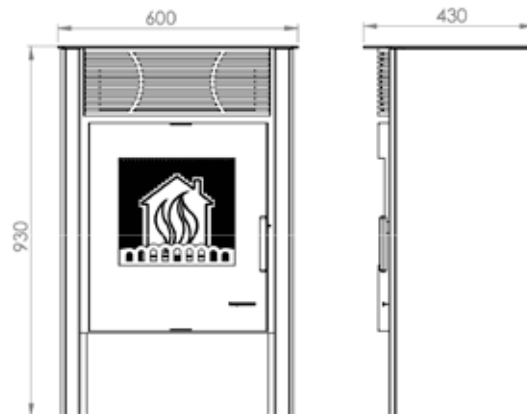
Ø120 mm
Ø130 mm
Ø150 mm

Max Heating Space



223 m³

Heat Resistant Glass



BimSchV
1-2



Ecodesign

5050 CELINE



WOOD STOVE

A

CHARACTERISTIC Features

Adjustable primary-secondary air

Cast iron grate

Wide view glass

Ash shaking handle for easy removal

Large ashtray

Cast iron combustion chamber

Glass cleaning system with fresh air

Log store



TECHNICAL DATA

Fuel



Wood
Log size
35 cm

Nominal
Heat Power



7.78 kw

Efficiency



76.77 %

Flue Exit
Pipe



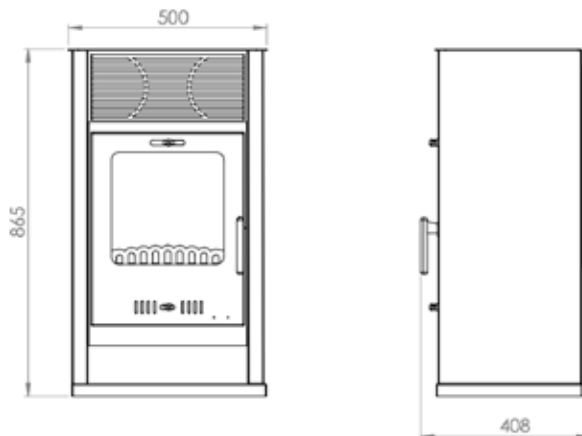
Ø120 mm
Ø130 mm
Ø150 mm

Max
Heating
Space



223 m³

Heat
Resistant
Glass



Ecodesign

5035 EFES CLASSIC



WOOD STOVE

A

CHARACTERISTIC Features

Adjustable primary-secondary air

Cast iron grate

Wide view glass

Ash shaking handle for easy removal

Large ashtray







Cast iron combustion chamber

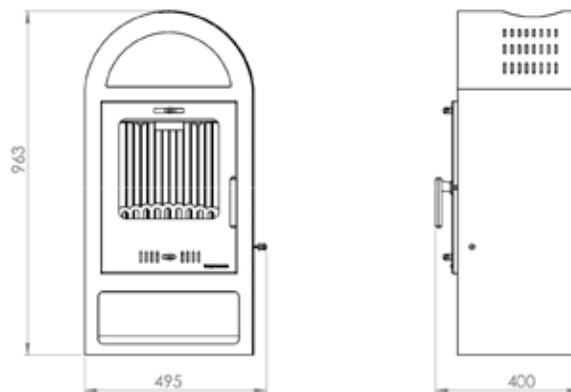
Glass cleaning system with fresh air

Log store



TECHNICAL DATA

<p>Fuel</p>  <p>Wood Log size 35 cm</p>	<p>Nominal Heat Power</p>  <p>7.78 kw</p>	<p>Efficiency</p>  <p>76.77 %</p>	<p>Flue Exit Pipe</p>  <p>Ø120 mm Ø130 mm Ø150 mm</p>	<p>Max Heating Space</p>  <p>223 m³</p>	<p>Heat Resistant Glass</p> 
--	--	--	--	---	---



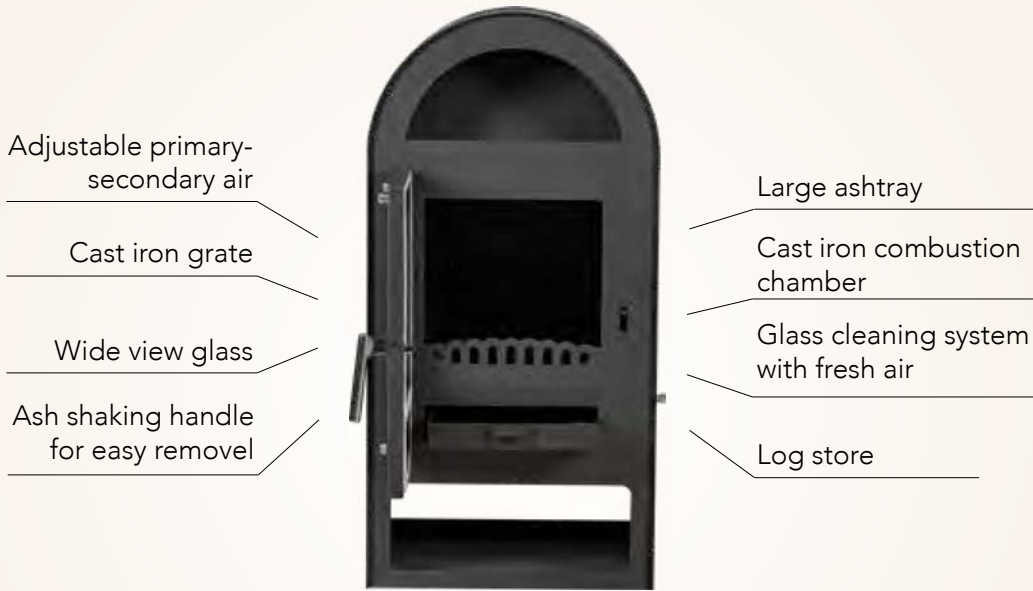
5030 EFES CERAMIC









WOOD STOVE

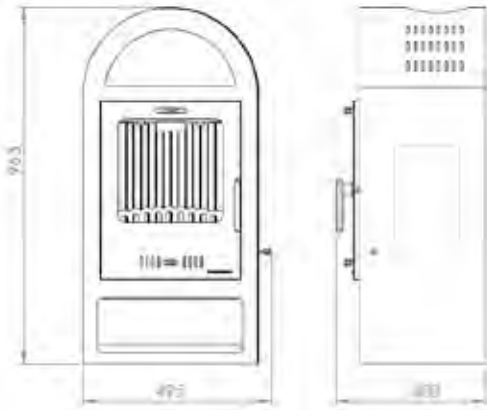
A

CHARACTERISTIC Features



TECHNICAL DATA

<p>Fuel</p>  <p>Wood Log size 35 cm</p>	<p>Nominal Heat Power</p>  <p>7.78 kw</p>	<p>Efficiency</p>  <p>76.77 %</p>	<p>Flue Exit Pipe</p>  <p>Ø120 mm Ø130 mm Ø150 mm</p>	<p>Max Heating Space</p>  <p>223 m³</p>	<p>Heat Resistant Glass</p> 
--	--	--	--	---	---



5060 ROSE



COLOUR *Choices*



Bordeaux



Anthracite



White



Green







A

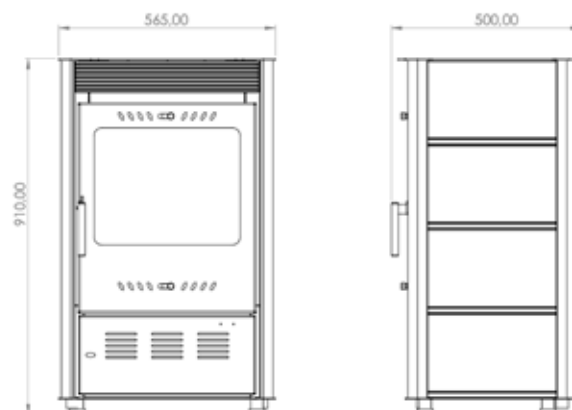
WOOD STOVE

CHARACTERISTIC Features



TECHNICAL DATA

<p>Fuel</p>  <p>Wood Log size 40 cm</p>	<p>Nominal Heat Power</p>  <p>7.78 kw</p>	<p>Efficiency</p>  <p>76.77 %</p>	<p>Flue Exit Pipe</p>  <p>Ø120 mm Ø130 mm Ø150 mm</p>	<p>Max Heating Space</p>  <p>223 m³</p>	<p>Heat Resistant Glass</p> 
--	--	--	--	---	---



5065 ROSE OVEN



COLOUR *Choices*



Bordeaux



Anthracite



White



Green








WOOD STOVE

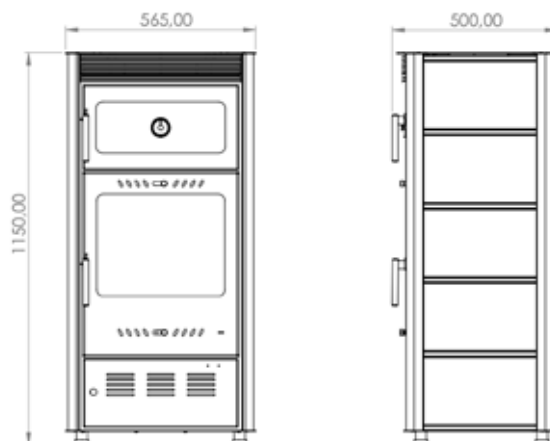
A

CHARACTERISTIC Features



TECHNICAL DATA

<p>Fuel</p>  <p>Wood Log size 40 cm</p>	<p>Nominal Heat Power</p>  <p>7.78 kw</p>	<p>Efficiency</p>  <p>76.77 %</p>	<p>Flue Exit Pipe</p>  <p>Ø120 mm Ø130 mm Ø150 mm</p>	<p>Oven Dimensions</p>  <p>490mm 190mm 370mm</p>	<p>Max Heating Space</p>  <p>223 m³</p>	<p>Heat Resistant Glass</p> 
--	--	--	--	--	---	---



9008 MINI



COLOUR *Choices*



Anthracite



Bordeaux



Beige



Green

WOOD STOVE

A

CHARACTERISTIC Features

Adjustable primary-secondary air

Cast iron grate

Glass window

Tertiary air

Large ashtray

Glass cleaning system with fresh air

Firebrick combustion chamber

Enamelled surfaces



TECHNICAL DATA

Fuel



Wood
Log size
25 cm

Nominal
Heat Power



7.09 kw

Efficiency



78.68 %

Flue Exit
Pipe



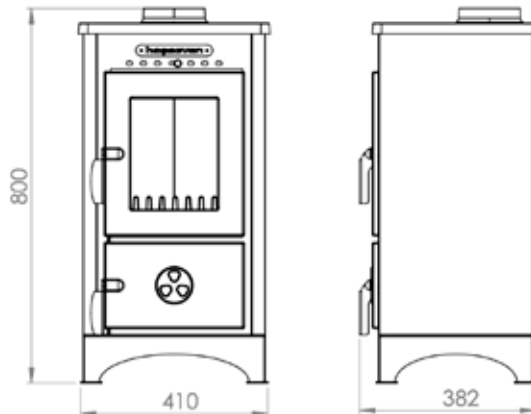
Ø120 mm
Ø130 mm
Ø150 mm

Max
Heating
Space



203 m³

Heat
Resistant
Glass



9008 MAXI



COLOUR *Choices*



Anthracite



Bordeaux



Beige

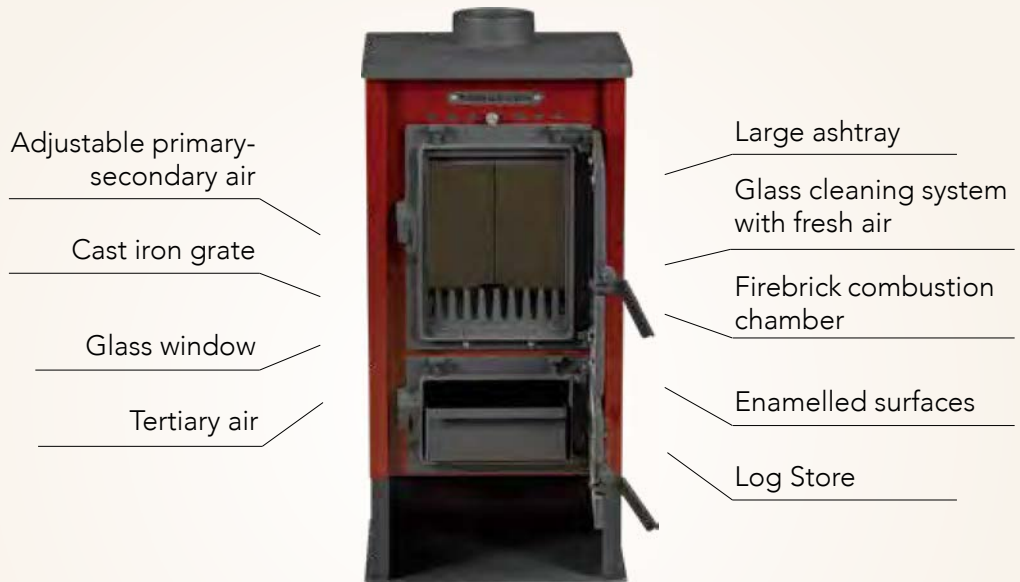


Green







WOOD STOVE

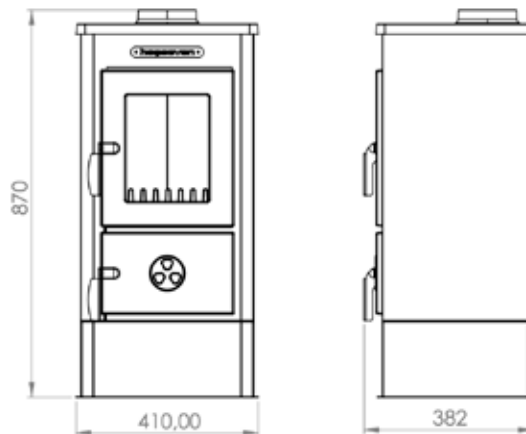
A

CHARACTERISTIC Features



TECHNICAL DATA

<p>Fuel</p>  <p>Wood Log size 25 cm</p>	<p>Nominal Heat Power</p>  <p>7.09 kw</p>	<p>Efficiency</p>  <p>78.68 %</p>	<p>Flue Exit Pipe</p>  <p>Ø120 mm Ø130 mm Ø150 mm</p>	<p>Max Heating Space</p>  <p>203 m³</p>	<p>Heat Resistant Glass</p> 
--	--	--	--	---	---



9005



COLOUR *Choices*



Anthracite



Bordeaux



Beige



Green







WOOD STOVE

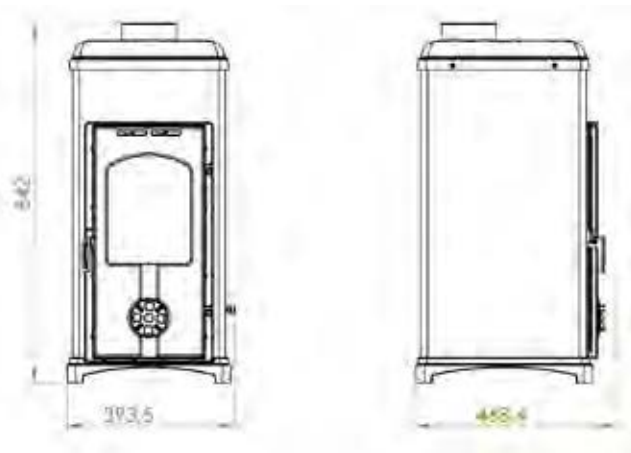
A+

CHARACTERISTIC Features



TECHNICAL DATA

<p>Fuel</p>  <p>Wood Log size 25 cm</p>	<p>Nominal Heat Power</p>  <p>6.4 kw</p>	<p>Efficiency</p>  <p>82.8 %</p>	<p>Flue Exit Pipe</p>  <p>Ø120 mm Ø130 mm</p>	<p>Max Heating Space</p>  <p>183 m³</p>	<p>Heat Resistant Glass</p> 
--	---	---	--	---	---



7000









WOOD STOVE

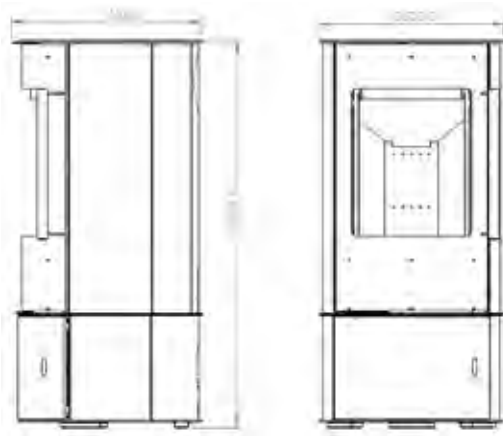
A+

CHARACTERISTIC Features



TECHNICAL DATA

<p>Fuel</p>  <p>Wood Log size 30 cm</p>	<p>Nominal Heat Power</p>  <p>8.84 kw</p>	<p>Efficiency</p>  <p>83.07 %</p>	<p>Flue Exit Pipe</p>  <p>Ø120 mm Ø130 mm Ø150 mm</p>	<p>Max Heating Space</p>  <p>253 m³</p>	<p>Heat Resistant Glass</p> 
--	--	--	--	---	---



Ecodesign

5070



WOOD STOVE

A+

CHARACTERISTIC Features

Adjustable primary-secondary- tertiary air

Cast iron grate

Wide combustion door window









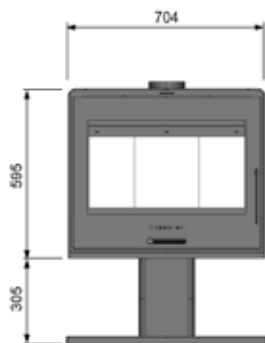
Large ashtray

Cast iron or firebrick combustion chamber

Window cleaning system with fresh air

TECHNICAL DATA


<p>Fuel</p>  <p>Wood Log size 50 cm</p>	<p>Nominal Heat Power</p>  <p>10.05 kw</p>	<p>Efficiency</p>  <p>82.03 %</p>	<p>Flue Exit Pipe</p>  <p>Ø120 mm Ø130 mm Ø150 mm</p>	<p>Max Heating Space</p>  <p>287 m³</p>	<p>Heat Resistant Glass</p> 
--	---	--	--	---	---



5070 - P



5070 - L



5071



WOOD STOVE

A+

CHARACTERISTIC Features

Adjustable primary-secondary- tertiary air

Cast iron grate

Wide combustion door window

Left and right sides window







Large ashtray

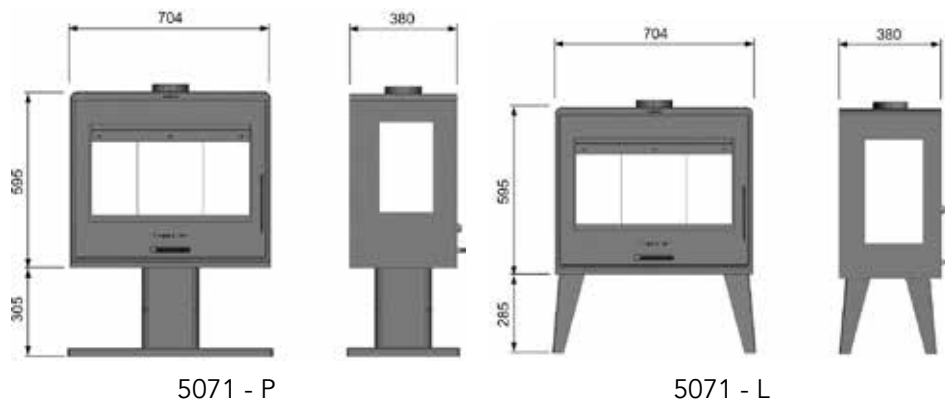
Cast iron or firebrick combustion chamber

Window cleaning system with fresh air



TECHNICAL DATA

<p>Fuel</p>  <p>Wood Log size 50 cm</p>	<p>Nominal Heat Power</p>  <p>10.05 kw</p>	<p>Efficiency</p>  <p>82.03 %</p>	<p>Flue Exit Pipe</p>  <p>Ø120 mm Ø130 mm Ø150 mm</p>	<p>Max Heating Space</p>  <p>287 m³</p>	<p>Heat Resistant Glass</p> 
--	---	--	--	---	---



5080



WOOD STOVE

A+

CHARACTERISTIC Features

Adjustable primary-secondary- tertiary air

Cast iron grate

Wide combustion door window







Large ashtray

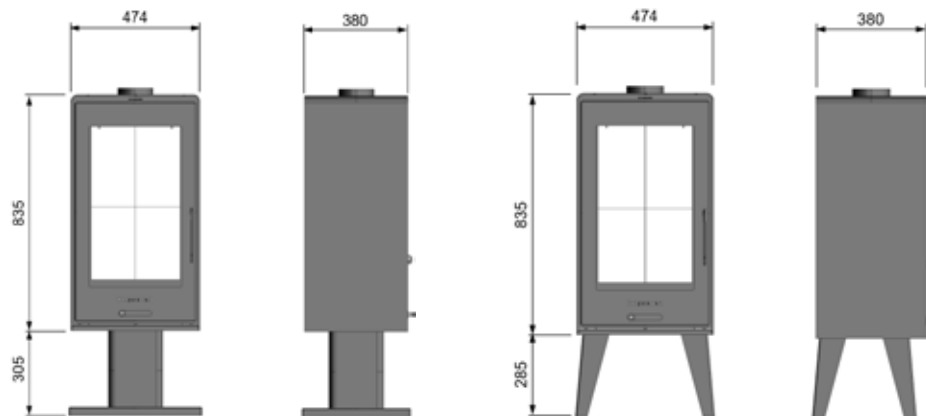
Cast iron or firebrick combustion chamber

Window cleaning system with fresh air



TECHNICAL DATA

<p>Fuel</p>  <p>Wood Log size 35 cm</p>	<p>Nominal Heat Power</p>  <p>10.05 kw</p>	<p>Efficiency</p>  <p>82.03 %</p>	<p>Flue Exit Pipe</p>  <p>Ø120 mm Ø130 mm Ø150 mm</p>	<p>Max Heating Space</p>  <p>287 m³</p>	<p>Heat Resistant Glass</p> 
--	---	--	--	---	---



5080 - P

5080 - L



5090



WOOD STOVE

A+

CHARACTERISTIC Features

Adjustable primary-secondary- tertiary air

Cast iron grate

Wide combustion door window







Large ashtray

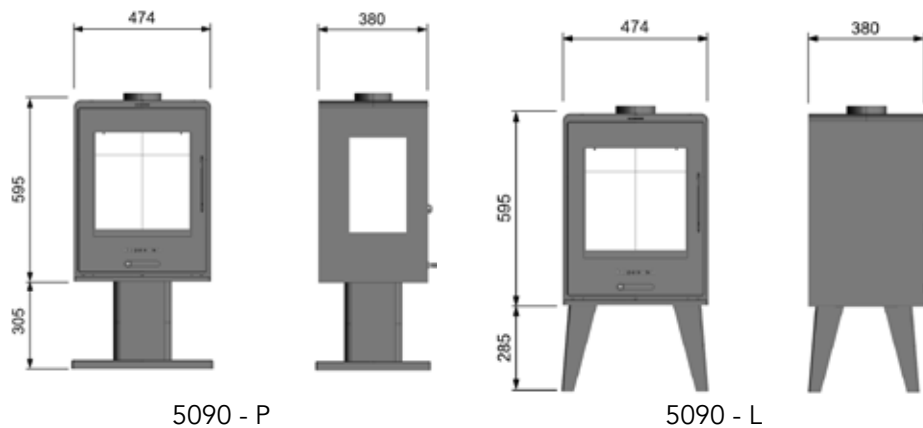
Cast iron or firebrick combustion chamber

Window cleaning system with fresh air



TECHNICAL DATA

<p>Fuel</p>  <p>Wood Log size 35 cm</p>	<p>Nominal Heat Power</p>  <p>6.5 kw</p>	<p>Efficiency</p>  <p>82.03 %</p>	<p>Flue Exit Pipe</p>  <p>Ø120 mm Ø130 mm Ø150 mm</p>	<p>Max Heating Space</p>  <p>186 m³</p>	<p>Heat Resistant Glass</p> 
--	---	--	--	---	---



5091



WOOD STOVE

A+

CHARACTERISTIC Features

Adjustable primary-secondary- tertiary air

Cast iron grate

Wide combustion door window







Large ashtray


Cast iron or firebrick combustion chamber

Window cleaning system with fresh air



TECHNICAL DATA

<p>Fuel</p>  <p>Wood Log size 35 cm</p>	<p>Nominal Heat Power</p>  <p>6.5 kw</p>	<p>Efficiency</p>  <p>82.03 %</p>	<p>Flue Exit Pipe</p>  <p>Ø120 mm Ø130 mm Ø150 mm</p>	<p>Max Heating Space</p>  <p>186 m³</p>	<p>Heat Resistant Glass</p> 
--	---	--	--	---	---



5091 - P



5091 - L





FUNCTIONAL
COMFORTABLE

WOOD
BURNING
COOKER
Series



4035



COLOUR *Choices*

Bordeaux

Anthracite

Beige

White

Green



WOOD BURNING COOKER

A+

CHARACTERISTIC Features

Adjustable primary-secondary air

Tertiary air

Cast iron grate

Wide combustion door window

Large drawer



Large ashtray








Large cooking oven

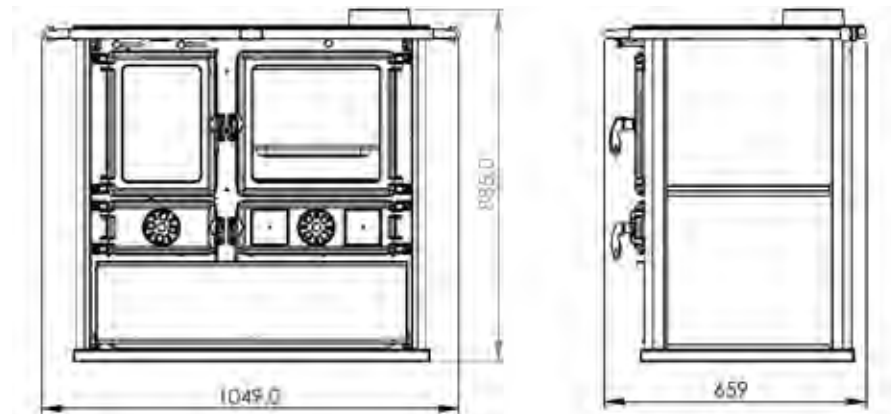
Cast iron combustion chamber

Window cleaning system with fresh air

Enamelled surfaces

TECHNICAL DATA

<p>Fuel</p>  <p>Wood Log size 35 cm</p>	<p>Nominal Heat Power</p>  <p>8.86 kw</p>	<p>Efficiency</p>  <p>82.88 %</p>	<p>Flue Exit Pipe</p>  <p>Ø150 mm</p>	<p>Oven Dimensions</p>  <p>362mm 295mm 442mm</p>	<p>Max Heating Space</p>  <p>253 m³</p>	<p>Heat Resistant Glass</p> 
--	--	--	--	--	---	---



4050 LOTUS CLASSIC



COLOUR *Choices*

Bordeaux



Anthracite



Beige



White



Green



WOOD BURNING COOKER

A+

CHARACTERISTIC *Features*

Adjustable primary-
secondary air

Cast iron grate

Wide combustion
door window

Large ashtray

Large drawer










Large cooking oven

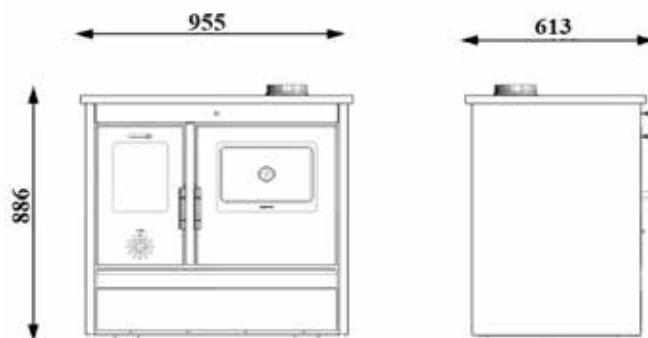
Cast iron or firebrick
combustion chamber

Glass cleaning
system with fresh air

Enamelled
surfaces

TECHNICAL DATA

Fuel  Wood Log size 40 cm	Nominal Heat Power  11.16 kw	Efficiency  82.48 %	Flue Exit Pipe  Ø120 mm Ø130 mm Ø150 mm	Oven Dimensions  430mm 320mm 470mm	Max Heating Space  319 m ³	Heat Resistant Glass 
---	--	---	---	--	---	--



4050 LOTUS INOX



COLOUR *Choices*

Bordeaux



Anthracite



Beige



White



Green



WOOD BURNING COOKER

A+

CHARACTERISTIC *Features*

Adjustable primary-
secondary air

Cast iron grate

Wide combustion
door window

Large ashtray

Large drawer










Large cooking oven

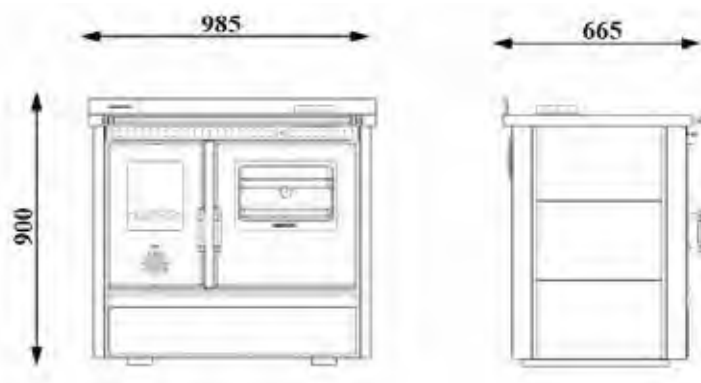
Cast iron or firebrick
combustion chamber

Glass cleaning
system with fresh air

Enamelled
surfaces

TECHNICAL DATA

Fuel  Wood Log size 40 cm	Nominal Heat Power  11.16 kw	Efficiency  82.48 %	Flue Exit Pipe  Ø120 mm Ø130 mm Ø150 mm	Oven Dimensions  440mm 320mm 375mm	Max Heating Space  319 m ³	Heat Resistant Glass 
---	--	---	---	--	---	--



Ecodesign

4014










WOOD STOVE

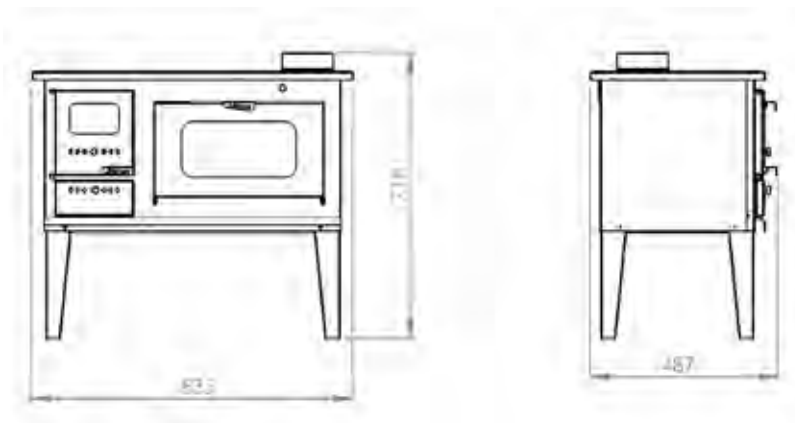
A+

CHARACTERISTIC Features



TECHNICAL DATA

 <p>Fuel</p> <p>Wood Log size 25 cm</p>	 <p>Nominal Heat Power</p> <p>7.90 kw</p>	 <p>Efficiency</p> <p>81.45 %</p>	 <p>Flue Exit Pipe</p> <p>Ø120 mm Ø130 mm Ø150 mm</p>	 <p>Oven Dimensions</p> <p>415mm 198mm 400mm</p>	 <p>Max Heating Space</p> <p>226 m³</p>	 <p>Heat Resistant Glass</p>
--	--	--	--	--	---	---



4020



COLOUR *Choices*

Bordeaux



Anthracite



Cappuccino



White



Green



WOOD BURNING COOKER

A⁺

CHARACTERISTIC *Features*

Adjustable primary-
secondary air

Cast iron grate

Wide combustion
door window

Large ashtray

Large drawer










Large cooking oven

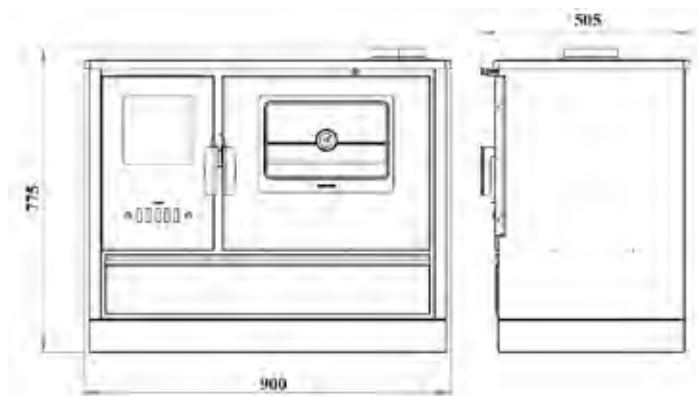
Firebrick combustion
chamber

Glass cleaning
system with fresh air

Enamelled
surfaces

TECHNICAL DATA

Fuel  Wood Log size 35 cm	Nominal Heat Power  7.90 kw	Efficiency  81.45 %	Flue Exit Pipe  Ø120 mm Ø130 mm Ø150 mm	Oven Dimensions  440mm 281mm 420mm	Max Heating Space  226 m ³	Heat Resistant Glass 
---	---	---	---	---	---	--



Ecodesign

4040 ANATOLIA



COLOUR *Choices*

Bordeaux



Anthracite



Cappuccino



White



Green










WOOD BURNING COOKER

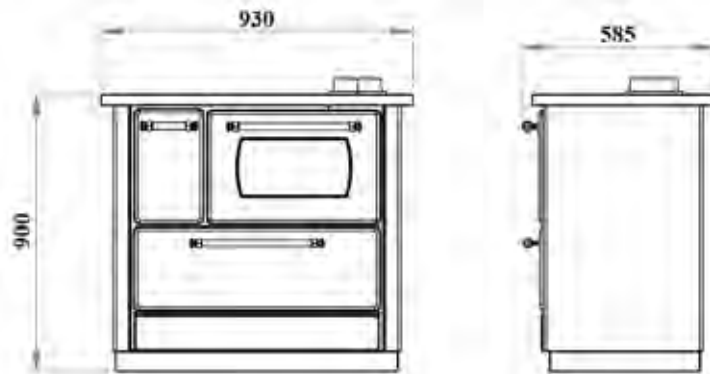
A+

CHARACTERISTIC *Features*



TECHNICAL DATA

<p>Fuel</p>  <p>Wood Log size 30 cm</p>	<p>Nominal Heat Power</p>  <p>7.90 kw</p>	<p>Efficiency</p>  <p>81.45 %</p>	<p>Flue Exit Pipe</p>  <p>Ø120 mm Ø130 mm Ø150 mm</p>	<p>Oven Dimensions</p>  <p>480mm 258mm 420mm</p>	<p>Max Heating Space</p>  <p>226 m³</p>	<p>Heat Resistant Glass</p> 
--	--	--	--	--	---	---



Ecodesign

4015



COLOUR *Choices*



Anthracite



Bordeaux



White



Green







WOOD BURNING COOKER

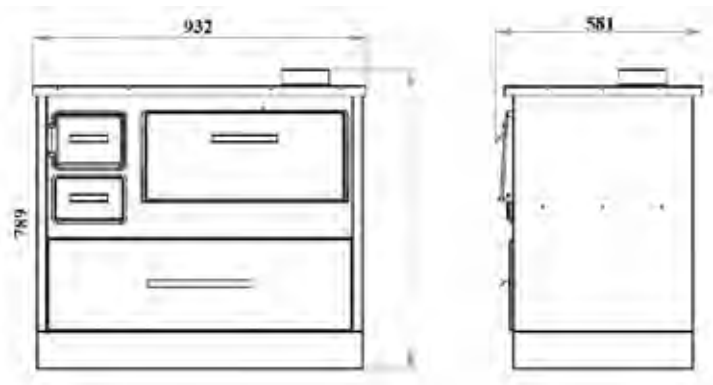
A+

CHARACTERISTIC *Features*



TECHNICAL DATA

<p>Fuel</p>  <p>Wood Log size 40 cm</p>	<p>Nominal Heat Power</p>  <p>7.90 kw</p>	<p>Efficiency</p>  <p>81.45 %</p>	<p>Flue Exit Pipe</p>  <p>Ø120 mm Ø130 mm Ø150 mm</p>	<p>Oven Dimensions</p>  <p>511mm 200mm 502mm</p>	<p>Max Heating Space</p>  <p>226 m³</p>
--	--	--	--	---	---



4012 C



COLOUR *Choices*



WOOD BURNING COOKER

A+

CHARACTERISTIC *Features*

Cast iron grate

Large ashtray

Enameled
surfaces










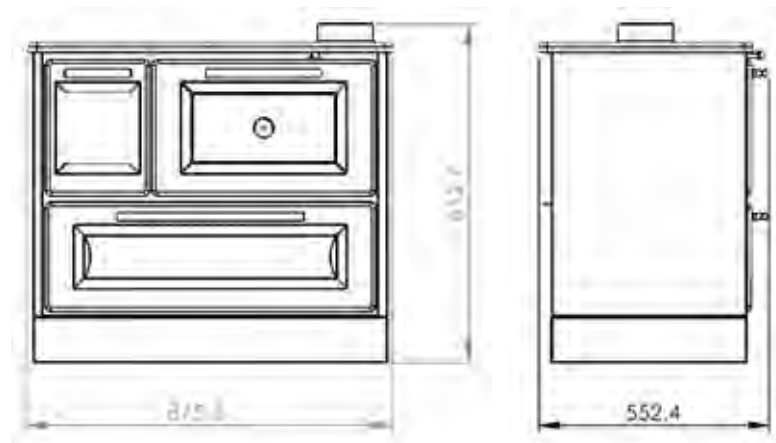
Large cooking oven

Cast iron combustion
chamber

Drawer

TECHNICAL DATA

<p>Fuel</p>  <p>Wood Log size 30 cm</p>	<p>Nominal Heat Power</p>  <p>7.7 kw</p>	<p>Efficiency</p>  <p>82.63 %</p>	<p>Flue Exit Pipe</p>  <p>Ø120 mm Ø130 mm Ø150 mm</p>	<p>Oven Dimensions</p>  <p>454mm 195mm 444mm</p>	<p>Max Heating Space</p>  <p>220 m³</p>	<p>Heat Resistant Glass</p> 
--	---	--	--	--	---	---



Ecodesign

4012



COLOUR *Choices*



WOOD BURNING COOKER

A+

CHARACTERISTIC *Features*

Cast iron grate

Large ashtray

Enameled
surfaces










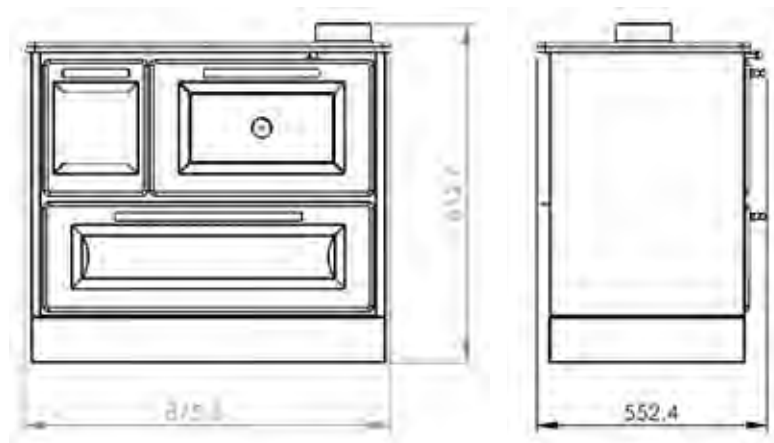
Large cooking oven

Cast iron combustion
chamber

Drawer

TECHNICAL DATA

<p>Fuel</p>  <p>Wood Log size 30 cm</p>	<p>Nominal Heat Power</p>  <p>7.7 kw</p>	<p>Efficiency</p>  <p>82.63 %</p>	<p>Flue Exit Pipe</p>  <p>Ø120 mm Ø130 mm Ø150 mm</p>	<p>Oven Dimensions</p>  <p>454mm 195mm 444mm</p>	<p>Max Heating Space</p>  <p>220 m³</p>	<p>Heat Resistant Glass</p> 
--	---	--	--	--	---	---



Ecodesign

4013



COLOUR *Choices*

Bordeaux



Anthracite



Beige



White



Green



WOOD BURNING COOKER

A+

CHARACTERISTIC *Features*

Cast iron grate

Large ashtray

Enameled
surfaces










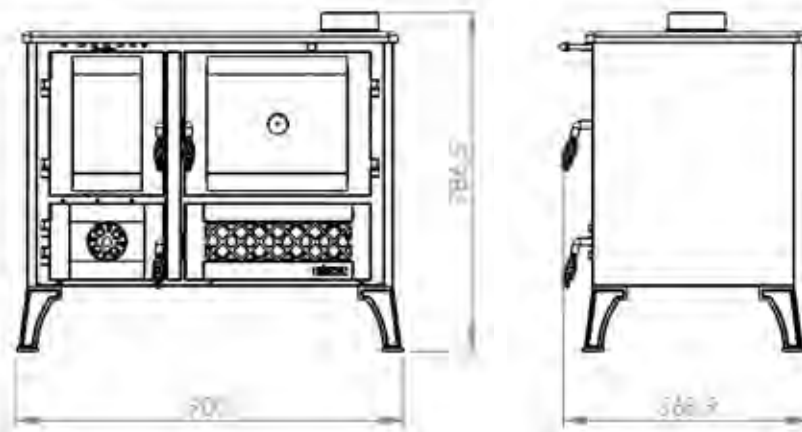
Large cooking oven

Cast iron combustion
chamber

Cast iron doors

TECHNICAL DATA

<p>Fuel</p>  <p>Wood Log size 30 cm</p>	<p>Nominal Heat Power</p>  <p>8 kw</p>	<p>Efficiency</p>  <p>81.47 %</p>	<p>Flue Exit Pipe</p>  <p>Ø120 mm Ø130 mm Ø150 mm</p>	<p>Oven Dimensions</p>  <p>390mm 228mm 441mm</p>	<p>Max Heating Space</p>  <p>229 m³</p>	<p>Heat Resistant Glass</p> 
--	---	--	--	---	---	---



Ecodesign



ART DESIGN CLASSIC



**CAST
IRON
STOVE**
Series

8000



COLOUR *Choices*

Enamelled Surfaces

Yellow



Enamelled Surfaces

Grey



Enamelled Surfaces

Bordeaux



Enamelled Surfaces

Turquoise



Natural



Enamelled Surfaces

Green



CAST IRON STOVE

A+

CHARACTERISTIC *Features*

Adjustable primary-
secondary air

Totally casting iron
surfaces

Wide combustion
door window

Left and right
sides window

Tertiary air










Large ashtray

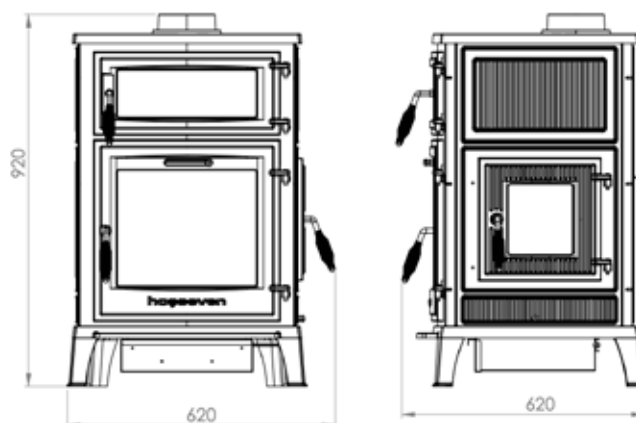
Large cooking
oven

Window cleaning
system with fresh air

Enamelled surfaces

TECHNICAL DATA

<p>Fuel</p>  <p>Wood Log size 45 cm</p>	<p>Nominal Heat Power</p>  <p>13.28 kw</p>	<p>Efficiency</p>  <p>83.63 %</p>	<p>Flue Exit Pipe</p>  <p>Ø120 mm Ø130 mm Ø150 mm</p>	<p>Oven Dimensions</p>  <p>420mm 150mm 484mm</p>	<p>Max Heating Space</p>  <p>380 m³</p>	<p>Heat Resistant Glass</p> 
--	---	--	--	--	---	---



Ecodesign

8005



COLOUR *Choices*

Enamelled Surfaces

Yellow



Enamelled Surfaces

Grey



Enamelled Surfaces

Bordeaux



Enamelled Surfaces

Turquoise



Natural



Enamelled Surfaces

Green



CAST IRON STOVE

A+

CHARACTERISTIC *Features*

Adjustable primary-
secondary air

Totally casting iron
surfaces

Tertiary air



Large ashtray

Wide combustion
door window

Window cleaning
system with fresh air

Enamelled surfaces

TECHNICAL DATA

Fuel



Wood
Log size
40 cm

Nominal
Heat Power



7.09 kw

Efficiency



83.14%

Flue Exit
Pipe



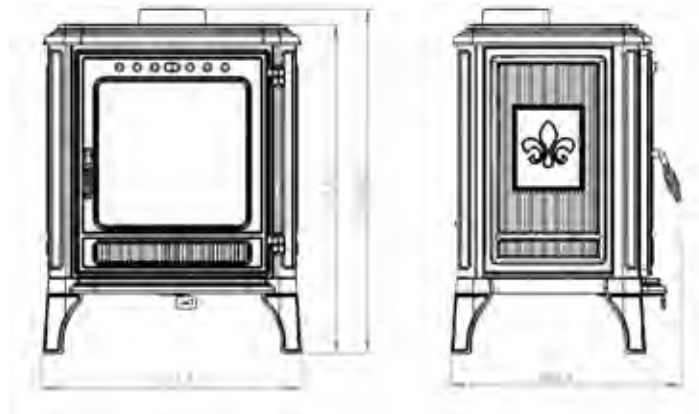
Ø120 mm
Ø130 mm
Ø150 mm

Max
Heating
Space



203 m³

Heat
Resistant
Glass



BimSchV
1-2



Ecodesign

8005 C



COLOUR *Choices*

Enamelled Surfaces

Yellow



Enamelled Surfaces

Grey



Enamelled Surfaces

Bordeaux



Enamelled Surfaces

Turquoise



Natural



Enamelled Surfaces

Green



CAST IRON STOVE

A+

CHARACTERISTIC *Features*

Adjustable primary-
secondary air

Totally casting iron
surfaces

Left and right
sides window

Tertiary air









Large ashtray

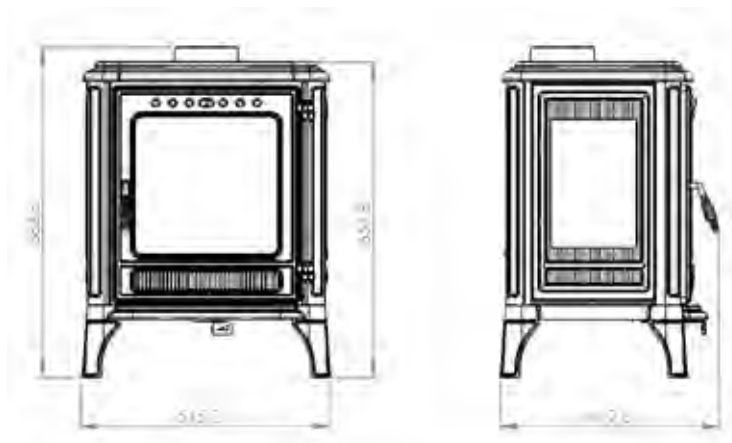
Wide combustion
door window

Window cleaning
system with fresh air

Enamelled surfaces

TECHNICAL DATA

<p>Fuel</p>  <p>Wood Log size 40 cm</p>	<p>Nominal Heat Power</p>  <p>7.9 kw</p>	<p>Efficiency</p>  <p>83.14%</p>	<p>Flue Exit Pipe</p>  <p>Ø120 mm Ø130 mm Ø150 mm</p>	<p>Max Heating Space</p>  <p>203 m³</p>	<p>Heat Resistant Glass</p> 
--	---	---	--	---	---



8005 CK



COLOUR *Choices*

Enamelled Surfaces

Yellow



Enamelled Surfaces

Grey



Enamelled Surfaces

Bordeaux



Enamelled Surfaces

Turquoise



Natural



Enamelled Surfaces

Green



CAST IRON STOVE

A+

CHARACTERISTIC *Features*

Adjustable primary-
secondary air

Totally casting iron
surfaces

Left and right
sides window

Tertiary air



Large ashtray

Wide combustion
door window

Window cleaning
system with fresh air

Enamelled surfaces

TECHNICAL DATA

Fuel



Wood
Log size
40 cm

Nominal
Heat Power



7.09 kw

Efficiency



83.14%

Flue Exit
Pipe



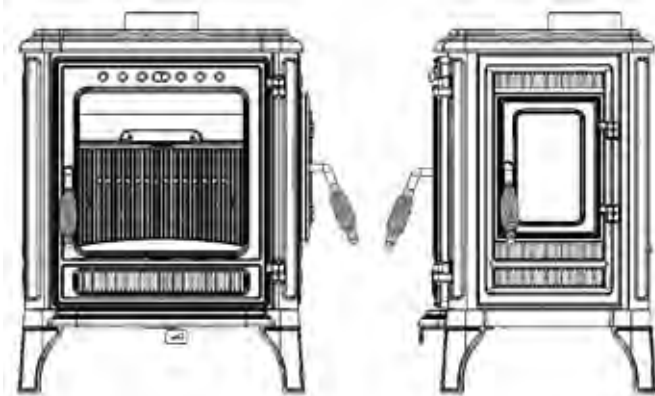
Ø120 mm
Ø130 mm
Ø150 mm

Max
Heating
Space



203 m³

Heat
Resistant
Glass



BimSchV
1-2



Ecodesign

8010



COLOUR *Choices*

Enamelled Surfaces

Yellow



Enamelled Surfaces

Grey



Enamelled Surfaces

Bordeaux



Enamelled Surfaces

Turquoise



Natural



Enamelled Surfaces

Green



CAST IRON STOVE

A+

CHARACTERISTIC *Features*

Adjustable primary-
secondary air

Totally casting iron
surfaces

Tertiary air

Enamelled surfaces










Large ashtray

Large cooking
oven

Wide combustion
door window

Window cleaning
system with fresh air

TECHNICAL DATA

 <p>Fuel</p> <p>Wood Log size 40 cm</p>	 <p>Nominal Heat Power</p> <p>7.09 kw</p>	 <p>Efficiency</p> <p>83.14%</p>	 <p>Flue Exit Pipe</p> <p>Ø120 mm Ø130 mm Ø150 mm</p>	 <p>Max Heating Space</p> <p>203 m³</p>	 <p>Oven Dimensions</p> <p>420mm 150mm 484mm</p>	 <p>Heat Resistant Glass</p>
--	--	---	--	---	---	---



8010 C



COLOUR Choices

Enamelled Surfaces

Yellow



Enamelled Surfaces

Grey



Enamelled Surfaces

Bordeaux



Enamelled Surfaces

Turquoise



Natural



Enamelled Surfaces

Green



CAST IRON STOVE

A+

CHARACTERISTIC *Features*

Adjustable primary-
secondary air

Totally casting iron
surfaces

Tertiary air

Enamelled surfaces










Large ashtray

Large cooking
oven

Wide combustion
door window

Window cleaning
system with fresh air

TECHNICAL DATA

<p>Fuel</p>  <p>Wood Log size 40 cm</p>	<p>Nominal Heat Power</p>  <p>7.09 kw</p>	<p>Efficiency</p>  <p>83.14%</p>	<p>Flue Exit Pipe</p>  <p>Ø120 mm Ø130 mm Ø150 mm</p>	<p>Max Heating Space</p>  <p>203 m³</p>	<p>Oven Dimensions</p>  <p>420mm 150mm 484mm</p>	<p>Heat Resistant Glass</p> 
--	--	---	--	---	---	---



8010 CK



COLOUR *Choices*

Enamelled Surfaces

Yellow



Enamelled Surfaces

Grey



Enamelled Surfaces

Bordeaux



Enamelled Surfaces

Turquoise



Natural



Enamelled Surfaces

Green



CAST IRON STOVE

A+

CHARACTERISTIC *Features*

Adjustable primary-
secondary air

Totally casting iron
surfaces

Tertiary air

Enamelled surfaces










Large ashtray

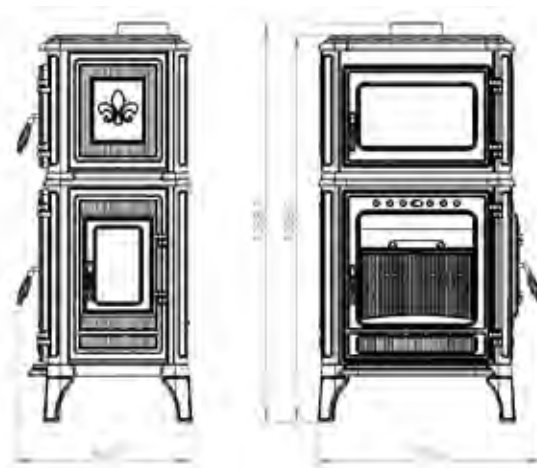
Large cooking
oven

Wide combustion
door window

Window cleaning
system with fresh air

TECHNICAL DATA

<p>Fuel</p>  <p>Wood Log size 40 cm</p>	<p>Nominal Heat Power</p>  <p>7.09 kw</p>	<p>Efficiency</p>  <p>83.14 %</p>	<p>Flue Exit Pipe</p>  <p>Ø120 mm Ø130 mm Ø150 mm</p>	<p>Max Heating Space</p>  <p>203 m³</p>	<p>Oven Dimensions</p>  <p>420mm 150mm 484mm</p>	<p>Heat Resistant Glass</p> 
--	--	--	--	---	---	---



BimSchV
1-2



Ecodesign



hoşseven

Adress : Barakfakih Mahallesi 10. Cadde No:2 Kestel / BURSA / **TÜRKİYE**
Tel.: +90 (224) 384 11 10 (pbx) • Fax : +90 (224) 384 11 14
e-mail: hoşseven@hosseven.com.tr

www.**hosseven**.com.tr